

Go Global Bilingual Labels

The following instructions are a guide on how to print the Meg Bilingual Labels.

There are two types of labels:

1. The Items Labels which are designed for smaller classroom items e.g. *pencils* and;
2. The Room and Spaces Labels are designed for rooms or spaces around the school.

Printing classroom item labels

Stickers

- You will need regular 99.1 x 34mm address label stickers in A4 with 16 labels per sheet. You can purchase [these ones from Officeworks](#);
- Open the Meg sticker designs PDF;
- Go to 'Print';
- Make sure the print setting size is set to 100% (Mac) or to 'No Scaling' (PC). Depending on your computer operating system, you may need to go to 'Properties' or 'Options' in your print settings to set this up and;
- Make sure the printing is done in Portrait Mode.



Card or paper

- You can print these on any card stock or regular A4 paper, however, card is ideal;
- Open the Meg card design PDF;
- Go to 'Print';
- Make sure the print setting size is set to 100% (Mac) or to 'No Scaling' (PC). You may need to go to Properties or Options in your print settings to set this up;
- Make sure the printing is done in Portrait Mode and;
- You can cut the cards with a regular office guillotine to achieve straight edges.



Printing room and spaces labels

- You can print these on any card stock or regular A4 paper;
- Open the Meg card designs PDF;
- Go to 'Print';
- Make sure the print setting size is set to 100% (Mac) or to 'No Scaling' (PC). You may need to go to Properties or Options in your print settings to set this up, depending on your computer;
- Make sure the printing is done in Portrait Mode and;
- You can cut the cards with your regular office guillotine to achieve straight edges.



Using the labels

Please feel free to use these labels in every classroom in your school, to support the language program and help students make links between their language learning and their everyday life. You may print the labels as many times as you wish, however, as these are a Meg Going Global product, please do not distribute them beyond your school.

We'd love to see photos of your labels up in your school. Either email us some photos or tag us on Facebook or Twitter @Megglobaled.



Lápices

Meg.

Languages.
Culture.
Technology.



Bolígrafos

Meg.

Languages.
Culture.
Technology.



Reglas

Meg.

Languages.
Culture.
Technology.



Crayones

Meg.

Languages.
Culture.
Technology.



Marcadores

Meg.

Languages.
Culture.
Technology.



Pegamento
en barra

Meg.


Languages.
Culture.
Technology.



Tijeras

Meg.


Languages.
Culture.
Technology.



Borradores

Meg.

Languages.
Culture.
Technology.



Pinceles

Meg.


Languages.
Culture.
Technology.



Pañuelos
de papel

Meg.

Languages.
Culture.
Technology.



Loncheras

Meg.

Languages.
Culture.
Technology.



Botellas
de agua

Meg.

Languages.
Culture.
Technology.



Mesa

Meg.

Languages.
Culture.
Technology.



Silla

Meg.

Languages.
Culture.
Technology.



Computador

Meg.

Languages.
Culture.
Technology.



Escritorio

Meg.

Languages.
Culture.
Technology.


Meg.



Ventana

Languages.
Culture.
Technology.

Meg.



Pared

Languages.
Culture.
Technology.

Meg.



Puerta

Languages.
Culture.
Technology.


Meg.



Interruptor
de luz

Languages.
Culture.
Technology.


Meg.



Rincón de
lectura

Languages.
Culture.
Technology.

Meg.



Libros

Languages.
Culture.
Technology.

Meg.



Lavamanos

Languages.
Culture.
Technology.

Meg.



Estante

Languages.
Culture.
Technology.

Meg.



Alacena

Languages.
Culture.
Technology.

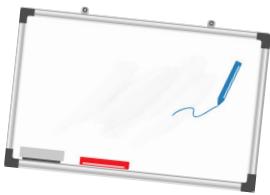
Meg.



Reloj

Languages.
Culture.
Technology.

Meg.



Tablero

Languages.
Culture.
Technology.

Meg.



Caneca de
basura /
Papelera

Languages.
Culture.
Technology.

Meg.



Papelera de
reciclaje

Languages.
Culture.
Technology.

Classroom



Aula /
Sala de clase

Library




Biblioteca

Sick Bay



Enfermería

School Office



Oficina de administración /
Recepción

Principal's Office



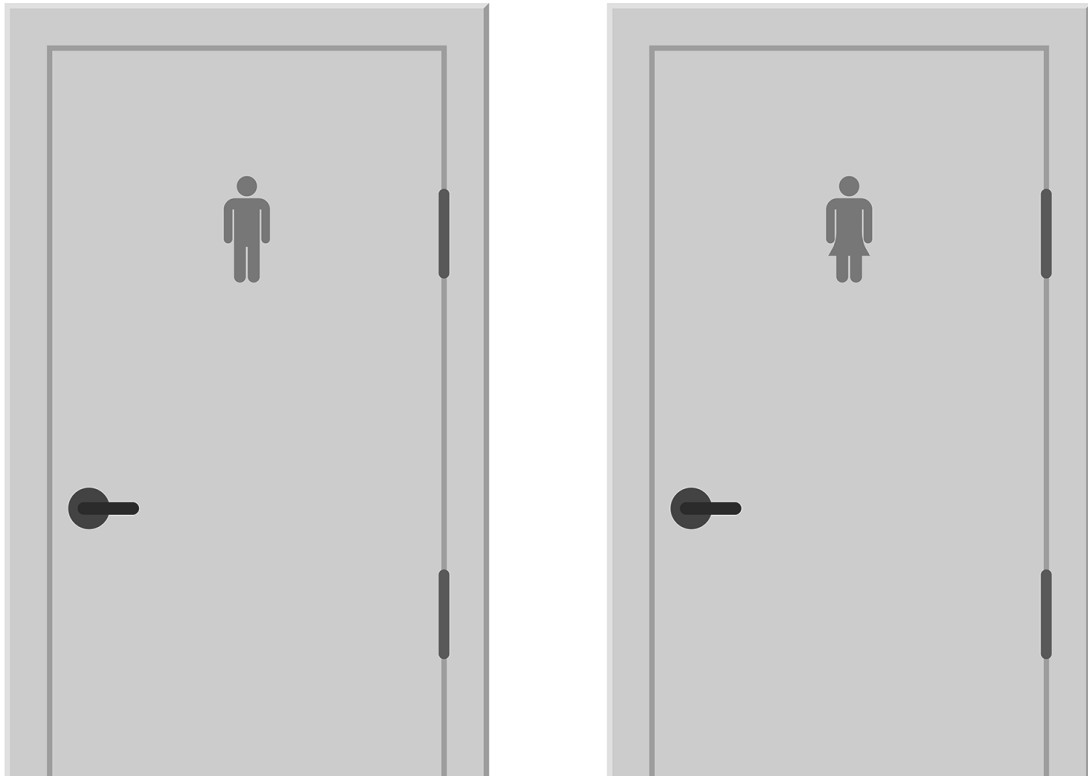
Oficina del director

Gymnasium



Gimnasio

Toilets



Baños

Swimming Pool




Piscina

Art Room



Aula /
Sala de arte

Science Room



Aula /
Sala de ciencias

Garden



Jardín

Playground



Patio de recreo