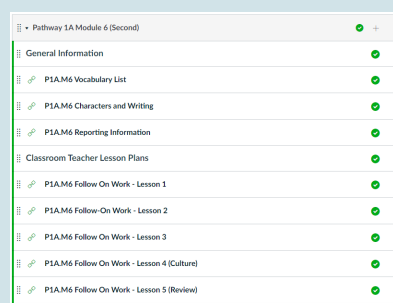


## How to Post Meg Lesson Pages to Your Google Classroom/Seesaw

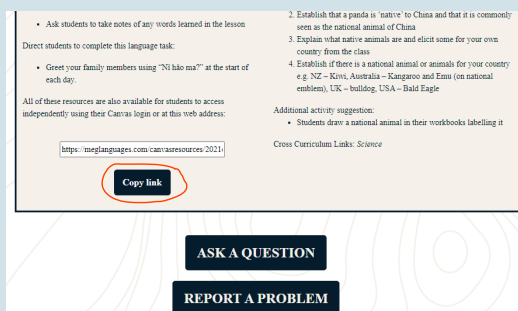
**1** Log into your Meg Canvas account at <https://lms.meglanguages.com>.  
Let me know if you have trouble logging in.

**2** Click on your colourful pathway block and go to the Module you need (The example here is Pathway 1A, Module 6). Choose which lesson you would like to share.

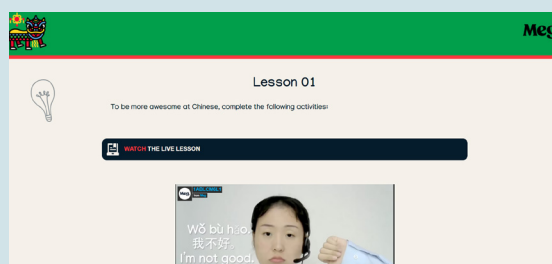


**3** After selecting the lesson, a new page will open with a plan of what was in that lesson. There are flashcard links, pronunciation video links and explanation of what was covered in that lesson.

**4** To send a student friendly version of this page to your students, scroll down to "Copy Link" in the bottom left corner:



**5** This link is a published page and can be posted to Google Classroom or Seesaw for your students to use. Below is what the page will look like for them! They too have access to flashcards, videos and quizlets.



If you would like to be able to track your students progress and allow them to access these pages from Canvas, let me know and I will confirm if they already have or need logins!